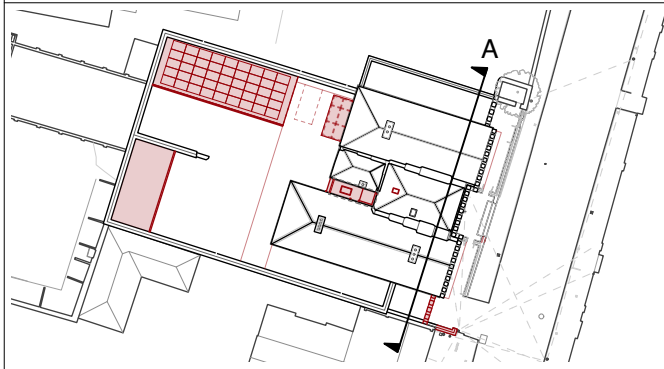


Key Plan



General Notes

1. See photographic survey for further detail.
2. Remove all redundant services throughout including wiring, storage heaters and obsolete alarm systems.
3. Remove all redundant sanitary ware in the building.
4. Assess & remove all rainwater goods which are failing or beyond repair.
5. Remove all modern floor, wall & ceiling finishes throughout, e.g: carpets, wallpaper, modern paint.
6. Refer to Civil & Structural Engineer's drawings & documents for details of proposed civils and structural works.
7. Refer to Services Engineer's documents for details of proposed services.
8. Existing fireplaces to be retained & fully refurbished.
7. Refer to method statements in the design report for conservation & repair works to retained historic fabric.

Proposed Notes

- P01 New external escape stair of steel construction with roof canopy.
- P02 Rebuild external masonry wall following insertion of the lift.
- P03 New timber frame sliding sash window with slim profile double glazing.
- P04 New external door.
- P05 New lightweight metal or timber frame internal partitions, fire rated where required.
- P06 New built-in tea-station with provision for services incl. power & water.
- P07 New blockwork wall to support lift rails.
- P08 New platform lift.
- P09 New glazed screen partition with timber framing.
- P10 New timber door, fire rated if required.
- P11 New timber screen with integrated door.
- P12 New sliding door.
- P13 New level floor with new floor finishes.
- P14 New timber stairs or steps.
- P15 New boxed-in internal pipework.
- P16 Rehang existing cell doors on wall as artefacts.
- P17 Releveling of external entrance landing to facilitate wheelchair access.
- P18 New timber floor over existing stone steps.

- P19 New raised handrail to courtroom balcony.
- P20 New flat roof with skylight.
- P21 New single storey storage structure with PV Panels on roof.
- P22 New signage location to front of building.
- P23 New lighting to laneway - see services drawing.
- P24 New ambient lighting to front of building, and Part M lighting to accessible route. Refer to Services Engineer's site services drawing and documents.
- P25 New ambient lighting to yard and back of building, and Part M lighting from Accessible Parking / Drop-off location.
- P26 Accessible Parking / Drop-off location.
- P27 New gates with woven wire mesh panels.
- P28 New rooflight over proposed internal void.
- P29 New plaster ceiling.
- P30 New galvanised steel replacement beams with bridging precast lintels to support masonry above.
- P31 Masonry to be rebuilt on new precast RC beams.
- P32 New regraded shared surface - in resin bound non-permeable finish.
- P33 New blockwork store / shed on footprint of existing shed, with new mono-pitch metal roof.
- P34 New band of gravel surface against existing front facade (impermeable).
- P35 Replace existing wall capping on reduced-height wall to side of vehicular access.





Use figured dimensions only. Do not scale drawings. Check all dimensions on site.

Read in conjunction with specification and consultants drawings.

Report any discrepancies to the Architects before putting work in hand.

Copyright of this drawing is vested in the Architects and may not be reproduced, in whole or part, without prior consent.



Rev.	Date	Description	Drm.	Chk.
-	06/08/24	Planning Issue	CG	MC

Project			
Birr Courthouse			
Townsend Street, Birr, County Offaly			
Client			
Offaly County Council			
Drawing			
Section A - Proposed			
Project Stage	Date	Scale	Project No.
Planning	06.08.2024	1:100@A3	0681

**Howley Hayes Cooney**  
 ARCHITECTURE  
 19 Rock Hill, Blackrock, Dublin, A94 D255  
 01 278 4644  
 hharchitecture.ie

Drawing No.	Revision
L-120	-